

ANNUAL WATER QUALITY REPORT

Reporting Year 2022



Presented By
City of Fowler



Our Mission Continues

We are once again pleased to present our annual water quality report covering all testing performed between January 1 and December 31, 2022. Over the years, we have dedicated ourselves to producing drinking water that meets all state and federal standards. We continually strive to adopt new methods for delivering the best-quality drinking water to you. As new challenges to drinking water safety emerge, we remain vigilant in meeting the goals of source water protection, water conservation, and community education while continuing to serve the needs of all our water users. Please remember that we are always available should you ever have any questions or concerns about your water.

Safeguard Your Drinking Water

Protection of drinking water is everyone's responsibility. You can help protect your community's drinking water source in several ways:

- Eliminate excess use of lawn and garden fertilizers and pesticides – they contain hazardous chemicals that can reach your drinking water source.
- Pick up after your pets.
- If you have your own septic system, properly maintain it to reduce leaching to water sources, or consider connecting to a public water system.
- Dispose of chemicals properly; take used motor oil to a recycling center.
- Volunteer in your community. Find a watershed or wellhead protection organization in your community and volunteer to help. If there are no active groups, consider starting one. Use U.S. EPA's Adopt Your Watershed to locate groups in your community.
- Organize a storm drain stenciling project with others in your neighborhood. Stencil a message next to the street drain reminding people "Dump No Waste – Drains to River" or "Protect Your Water." Produce and distribute a flyer for households to remind residents that storm drains dump directly into your local water body.

“Thousands have lived without love, not one without water.”
—W.H. Auden

Source Water Assessment

A Source Water Assessment Plan (SWAP) is now available at 128 South Fifth Street. This plan is an assessment of the delineated area around our listed sources through which contaminants, if present, could migrate and reach our source water. It also includes an inventory of potential sources of contamination within the delineated area and a determination of the water supply's susceptibility to contamination by the identified potential sources.

According to the SWAP, our water system had a susceptibility rating of medium. If you would like to review the SWAP, please feel free to contact our office during regular office hours at (559) 834-3113.

Important Health Information

Some people may be more vulnerable to contaminants in drinking water than the general population. Immunocompromised persons such as persons with cancer undergoing chemotherapy, persons who have undergone organ transplants, people with HIV/AIDS or other immune system disorders, some elderly, and infants may be particularly at risk from infections. These people should seek advice about drinking water from their health care providers. The U.S. Environmental Protection Agency (U.S. EPA)/Centers for

Disease Control and Prevention (CDC) guidelines on appropriate means to lessen the risk of infection by *Cryptosporidium* and other

microbial contaminants are available from the Safe Drinking Water Hotline at (800) 426-4791 or <http://water.epa.gov/drink/hotline>.



Community Participation

You are invited to participate in our public forum and voice your concerns about your drinking water. We meet the first and third Tuesday of each month at 6:00 p.m. at City Hall, 128 South Fifth Street.

Where Does My Water Come From?

The City of Fowler customers are fortunate because our underground water supply does not need to be treated for drinking. We have six active well sites within the city that supply our water. Our groundwater static level is, on average, 85 to 95 feet. The city water is tested every month to ensure quality.

QUESTIONS? For more information about this report, or for any questions relating to your drinking water, please call Anthony Aranda, Public Works Superintendent, at (559) 834-3113.

Substances That Could Be in Water

The sources of drinking water (both tap water and bottled water) include rivers, lakes, streams, ponds, reservoirs, springs, and wells. As water travels over the surface of the land or through the ground, it dissolves naturally occurring minerals and, in some cases, radioactive material and can pick up substances resulting from the presence of animals or from human activity.

In order to ensure that tap water is safe to drink, the U.S. EPA and State Water Resources Control Board (State Board) prescribe regulations that limit the amount of certain contaminants in water provided by public water systems. The U.S. Food and Drug Administration regulations and California law also establish limits for contaminants in bottled water that provide the same protection for public health. Drinking water, including bottled water, may reasonably be expected to contain at least small amounts of some contaminants. The presence of contaminants does not necessarily indicate that water poses a health risk.

Contaminants that may be present in source water include:

Microbial Contaminants, such as viruses and bacteria, that may come from sewage treatment plants, septic systems, agricultural livestock operations, and wildlife;

Inorganic Contaminants, such as salts and metals, that can be naturally occurring or can result from urban stormwater runoff, industrial or domestic wastewater discharges, oil and gas production, mining, or farming;

Pesticides and Herbicides that may come from a variety of sources such as agriculture, urban stormwater runoff, and residential uses;

Organic Chemical Contaminants, including synthetic and volatile organic chemicals, which are by-products of industrial processes and petroleum production and which can also come from gas stations, urban stormwater runoff, agricultural applications, and septic systems;

Radioactive Contaminants that can be naturally occurring or can be the result of oil and gas production and mining activities.

More information about contaminants and potential health effects can be obtained by calling the U.S. EPA's Safe Drinking Water Hotline at (800) 426-4791.

What Are PFAS?

Per- and polyfluoroalkyl substances (PFAS) are a group of manufactured chemicals used worldwide since the 1950s to make fluoropolymer coatings and products that resist heat, oil, stains, grease, and water. During production and use, PFAS can migrate into the soil, water, and air. Most PFAS do not break down; they remain in the environment, ultimately finding their way into drinking water. Because of their widespread use and their persistence in the environment, PFAS are found all over the world at low levels. Some PFAS can build up in people and animals with repeated exposure over time.

The most commonly studied PFAS are perfluorooctanoic acid (PFOA) and perfluorooctane sulfonic acid (PFOS). PFOA and PFOS have been phased out of production and use in the United States, but other countries may still manufacture and use them.

Some products that may contain PFAS include:


- Some grease-resistant paper, fast food containers/wrappers, microwave popcorn bags, pizza boxes
- Nonstick cookware
- Stain-resistant coatings used on carpets, upholstery, and other fabrics
- Water-resistant clothing
- Personal care products (shampoo, dental floss) and cosmetics (nail polish, eye makeup)
- Cleaning products
- Paints, varnishes, and sealants

Even though recent efforts to remove PFAS have reduced the likelihood of exposure, some products may still contain them. If you have questions or concerns about products you use in your home, contact the Consumer Product Safety Commission at (800) 638-2772. For a more detailed discussion on PFAS, please visit <http://bit.ly/3Z5AMm8>.



Lead in Home Plumbing

If present, elevated levels of lead can cause serious health problems, especially for pregnant women and young children. Lead in drinking water is primarily from materials and components associated with service lines and home plumbing. We are responsible for providing high-quality drinking water, but we cannot control the variety of materials used in plumbing components. When your water has been sitting for several hours, you can minimize the potential for lead exposure by flushing your tap for 30 seconds to two minutes before using water for drinking or cooking. (If you do so, you may wish to collect the flushed water and reuse it for another beneficial purpose, such as watering plants.) If you are concerned about lead in your water, you may wish to have your water tested. Information on lead in drinking water, testing methods, and steps you can take to minimize exposure is available from the Safe Drinking Water Hotline at (800) 426-4791 or www.epa.gov/safewater/lead.

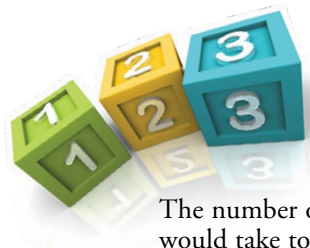



Think before You Flush!

Flushing unused or expired medicines can be harmful to your drinking water. Properly disposing of unused or expired medication helps protect you and the environment. Keep medications out of our waterways by disposing responsibly. To find a convenient drop-off location near you, please visit <https://bit.ly/3leRyXy>.

1,2,3-Trichloropropane Monitoring

Our system first incurred a violation for 1,2,3-trichloropropane (1,2,3-TCP) when the state changed the notification level to a maximum contaminant level (MCL) in December of 2017. We are currently in the design stages of a filter system that would remove this substance from your water to levels that comply with state and federal standards. Some people who drink water containing 1,2,3-TCP in excess of the MCL over many years may have an increased risk of getting cancer.



BY THE NUMBERS

The number of Olympic-sized swimming pools it would take to fill up all of Earth's water.

800
TRILLION

1 The average cost in cents for about 5 gallons of water supplied to a home in the U.S.

The percent of Earth's water that is salty or otherwise undrinkable, or locked away and unavailable in ice caps and glaciers.

99

50 The average daily number of gallons of total home water use for each person in the U.S.

The percent of Earth's surface that is covered by water.

71

330
MILLION The amount of water on Earth in cubic miles.

The percent of the human brain that contains water.

75

Test Results

Our water is monitored for many different kinds of substances on a very strict sampling schedule, and the water we deliver must meet specific health standards. Here, we only show those substances that were detected in our water (a complete list of all our analytical results is available upon request). Remember that detecting a substance does not mean the water is unsafe to drink; our goal is to keep all detects below their respective maximum allowed levels.

The state recommends monitoring for certain substances less than once per year because the concentrations of these substances do not change frequently. In these cases, the most recent sample data are included, along with the year in which the sample was taken.

REGULATED SUBSTANCES

SUBSTANCE (UNIT OF MEASURE)	YEAR SAMPLED	MCL [MRDL]	PHG (MCLG) [MRDLG]	AMOUNT DETECTED	RANGE LOW-HIGH	VIOLATION	TYPICAL SOURCE
1,1,1-Trichloroethane (ppb)	2022	200	1,000	ND	NA	No	Discharge from metal degreasing sites and other factories; manufacture of food wrappings
1,2,3-Trichloropropane [1,2,3-TCP] (ppt)	2022	5 ¹	0.7	7.8	ND–9.3	Yes	Discharge from industrial and agricultural chemical factories; leaching from hazardous waste sites; cleaning and maintenance solvent, paint and varnish remover, and degreasing agent; by-product from production of other compounds and pesticides
Arsenic (ppb)	2022	10	0.004	3.24	ND–4.2	No	Erosion of natural deposits; runoff from orchards; glass and electronics production wastes
Benzene (ppb)	2022	1	0.15	ND	NA	No	Discharge from plastics, dyes and nylon factories; leaching from gas storage tanks and landfills
Dibromochloropropane [DBCP] (ppt)	2022	200	3	60	ND–77	No	Banned nematocide that may still be present in soils due to runoff/leaching from former use on soybeans, cotton, vineyards, tomatoes, and tree fruit
<i>E. coli</i> [at the groundwater source] (# positive samples)	2022	NA	0	NA	NA	No	Human and animal fecal waste in untreated groundwater
Ethylbenzene (ppb)	2022	300	300	ND	NA	No	Discharge from petroleum refineries; industrial chemical factories
Fluoride (ppm)	2022	2.0	1	0.12	ND–0.15	No	Erosion of natural deposits; water additive that promotes strong teeth; discharge from fertilizer and aluminum factories
Nitrate [as nitrate] (ppm)	2022	45	45	1.35	0.27–2.8	No	Runoff and leaching from fertilizer use; leaching from septic tanks and sewage; erosion of natural deposits
Turbidity² (NTU)	2022	TT	NA	5.5	0.1–5.5	No	Soil runoff

Tap water samples were collected for lead and copper analyses from sample sites throughout the community

SUBSTANCE (UNIT OF MEASURE)	YEAR SAMPLED	AL	PHG (MCLG)	AMOUNT DETECTED (90TH %ILE)	SITES ABOVE AL/ TOTAL SITES	VIOLATION	TYPICAL SOURCE
Copper (ppm)	2021	1.3	0.3	ND	0/20	No	Internal corrosion of household plumbing systems; erosion of natural deposits; leaching from wood preservatives
Lead (ppb)	2021	15	0.2	ND	0/20	No	Internal corrosion of household water plumbing systems; discharges from industrial manufacturers; erosion of natural deposits

SECONDARY SUBSTANCES

SUBSTANCE (UNIT OF MEASURE)	YEAR SAMPLED	SMCL	PHG (MCLG)	AMOUNT DETECTED	RANGE LOW-HIGH	VIOLATION	TYPICAL SOURCE
Iron (ppb)	2022	300	NS	214	ND–370	No	Leaching from natural deposits; industrial wastes
Manganese (ppb)	2022	50	NS	NA	ND–15	No	Leaching from natural deposits
Odor, Threshold (TON)	2022	3	NS	ND	NA	No	Naturally occurring organic materials
Sulfate (ppm)	2022	500	NS	9.5	2.9–23	No	Runoff/leaching from natural deposits; industrial wastes
Turbidity (NTU)	2022	5	NS	1.7	ND–5.5	No	Soil runoff
Zinc (ppm)	2022	5.0	NS	ND	NA	No	Runoff/leaching from natural deposits; industrial wastes

¹This substance had a notification level of 5 ppt until December 14, 2017, when the MCL of 5 ppt became effective.

²Turbidity is a measure of the cloudiness of the water. We monitor it because it is a good indicator of water quality. High turbidity can hinder the effectiveness of disinfectants.

What type of container is best for storing water?

Consumer Reports has consistently advised that glass or BPA-free plastics such as polyethylene are the safest choices. To be on the safe side, do not use any container with markings on the recycle symbol showing 7PC (that's code for BPA). You could also consider using stainless steel or aluminum with BPA-free liners.

How much emergency water should I keep?

Typically, one gallon per person per day is recommended. For a family of four, that would be 12 gallons for three days. Humans can survive without food for one month but can only survive one week without water.

How long can I store drinking water?

The disinfectant in drinking water will eventually dissipate, even in a closed container. If that container housed bacteria prior to filling up with the tap water, the bacteria may continue to grow once the disinfectant has dissipated. Some experts believe that water can be stored up to six months before needing to be replaced. Refrigeration will help slow the bacterial growth.

How long does it take a water supplier to produce one glass of treated drinking water?

It can take up to 45 minutes to produce a single glass of drinking water.

How many community water systems are there in the U.S.?

About 53,000 public water systems across the United States process 34 billion gallons of water per day for home and commercial use. Eighty-five percent of the population is served by these systems.

Which household activity wastes the most water?

Most people would say the majority of water use comes from showering or washing dishes; however, toilet flushing is by far the largest single use of water in a home (accounting for 40 percent of total water use). Toilets use about 4 to 6 gallons per flush, so consider an ultra-low-flow (ULF) toilet, which requires only 1.5 gallons.



Definitions

90th %ile: The levels reported for lead and copper represent the 90th percentile of the total number of sites tested. The 90th percentile is equal to or greater than 90% of our lead and copper detections.

AL (Regulatory Action Level): The concentration of a contaminant which, if exceeded, triggers treatment or other requirements that a water system must follow.

MCL (Maximum Contaminant Level): The highest level of a contaminant that is allowed in drinking water. Primary MCLs are set as close to the PHGs (or MCLGs) as is economically and technologically feasible. Secondary MCLs (SMCLs) are set to protect the odor, taste, and appearance of drinking water.

MCLG (Maximum Contaminant Level Goal): The level of a contaminant in drinking water below which there is no known or expected risk to health. MCLGs are set by the U.S. EPA.

MRDL (Maximum Residual Disinfectant Level): The highest level of a disinfectant allowed in drinking water. There is convincing evidence that addition of a disinfectant is necessary for control of microbial contaminants.

MRDLG (Maximum Residual Disinfectant Level Goal): The level of a drinking water disinfectant below which there is no known or expected risk to health. MRDLGs do not reflect the benefits of the use of disinfectants to control microbial contaminants.

NA: Not applicable.

ND (Not detected): Indicates that the substance was not found by laboratory analysis.

NS: No standard.

NTU (Nephelometric Turbidity Units): Measurement of the clarity, or turbidity, of water. Turbidity in excess of 5 NTU is just noticeable to the average person.

PDWS (Primary Drinking Water Standard): MCLs and MRDLs for contaminants that affect health, along with their monitoring and reporting requirements and water treatment requirements.

PHG (Public Health Goal): The level of a contaminant in drinking water below which there is no known or expected risk to health. PHGs are set by the California EPA.

ppb (parts per billion): One part substance per billion parts water (or micrograms per liter).

ppm (parts per million): One part substance per million parts water (or milligrams per liter).

ppt (parts per trillion): One part substance per trillion parts water (or nanograms per liter).

TON (Threshold Odor Number): A measure of odor in water.

TT (Treatment Technique): A required process intended to reduce the level of a contaminant in drinking water.